




The Scottish Fisheries Museum
Boats, fish and folk...

My visit to the Scottish Fisheries Museum

My name is...

I am visiting the Scottish Fisheries Museum on...

I will be setting off at ...




I will travel to the Museum by...




Walking




Car



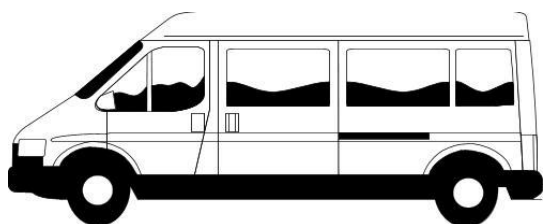
Bus



Train



Coach



Minibus

I will go into the Museum through the Main Entrance.



I will be in the Museum shop when I go through the Main Entrance.

I will see the Reception Desk in front of me. I will meet a member of staff there. I can ask them questions about the museum and pick up a map to help me find my way around.



There are toilets in the museum shop that I can use. There are more toilets that I can use once I am in the Museum galleries.



Next to the museum shop is the tearoom. I can buy food and drink and eat it here.



I will go through the doors to the courtyard to start my museum visit.

I will walk through the courtyard to a big door, where I will go into the first museum gallery.




There is lots for me to see and do at the Museum. It tells the story of the Scottish Fishing Industry from the past to now.

I will see things that are to do with...



BOATS



FISH



FOLK

Some bits of the museum might be a bit darker than others. These low light levels help us to protect the objects on display from being damaged by the light.




In the Museum, there are models of people who would have worked in the Scottish Fishing Industry a long time ago.



They can be found throughout the Museum, in galleries 2, 3, 6, 9 and 10.



I might see people working in the Boatyard, gallery 9. They might be doing some work repairing a boat for you to watch.



I might hear different noises in the Museum.

In the Wheelhouse, number 6, I can press a button to make the sound of an engine.





In the Zulu Gallery, number 8, a video plays that has music and people speaking.

In the Historic Boatyard, number 9, there is another video that also has music.



In the toilets, the hand-dryers will be noisy.

There are lots of activities for me to do in the Museum if I would like.



For example, I can do dress up, try out ship's bunk-beds, try knotting some rope and use ship's pulleys.



There is also an Art Cart in the Zulu Gallery where I can do things like colour in, quizzes and puzzles, and read a book.



I might get to touch some of the objects. If you see a 'Please Touch' sign on an object, then you can touch it. If not, this object can't be touched.

If I need to take a break or want to ask a question about the Museum, I can talk to someone who works at the Museum. They will be wearing their name badges.




If I need some time out or a sit down, these are some good places to go:

The Steam
Gallery, number
5 – chairs beside
the silent film,
'Drifters'



The Zulu Gallery, number 8 – seating on the platform.



If you let us know in advance, we might be able to let you use our Library or Education Centre for time out on your visit. Please email enquiries@scottishmuseum.org to check whether the rooms are free on the day you are visiting.

If I want to leave the Museum, I can tell my adult. I will leave through the same door I came in.

We hope you have lots of fun!